
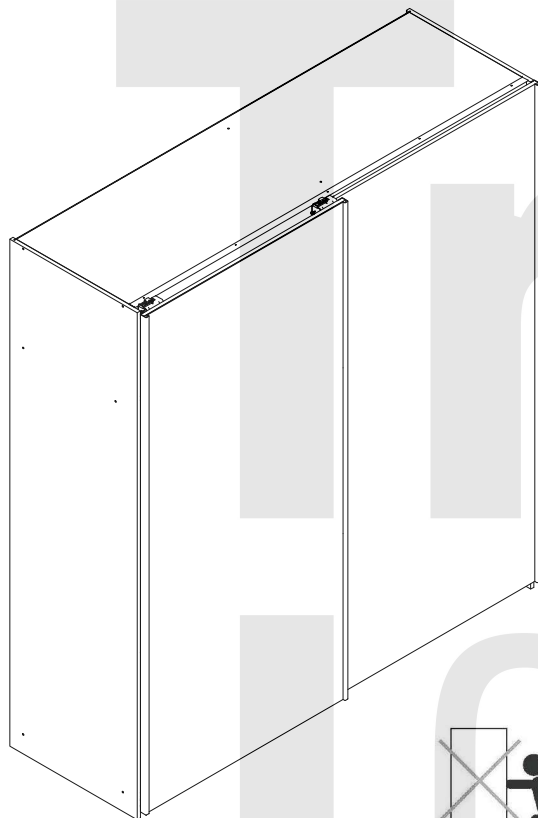


# KAYLA IV 200



29.03.2017

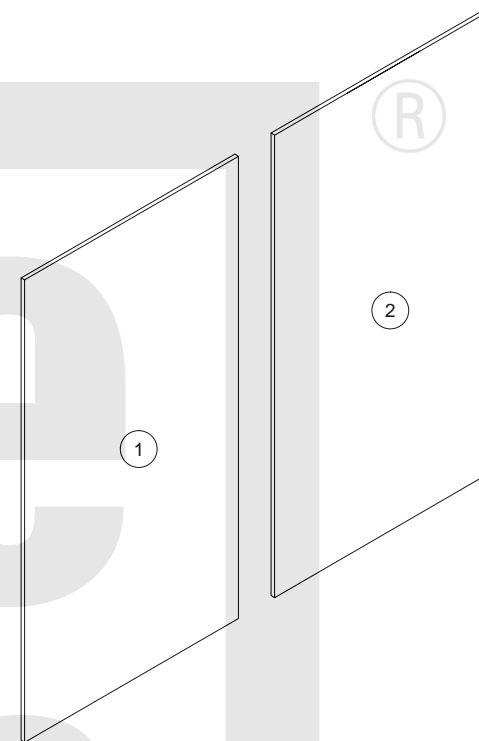
- (D) Montageanleitung
- (FR) Notice de montage
- (NL) Handleiding voor de montage
- (CZ) Montážní návod
- (HU) Szerelési útmutató
- (TR) Montaj talimatı

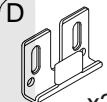






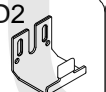






- (GB) Assembly Instructions
- (IT) Istruzioni di montaggio
- (PL) Instrukcja montaży
- (SK) Návod na montáž
- (RO) Instrucțiuni de montaj
- (RU) Инструкции по монтажу

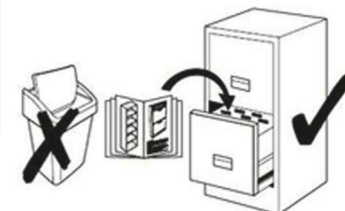


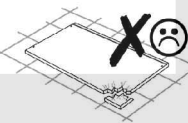
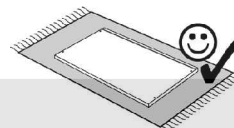


2-2,5

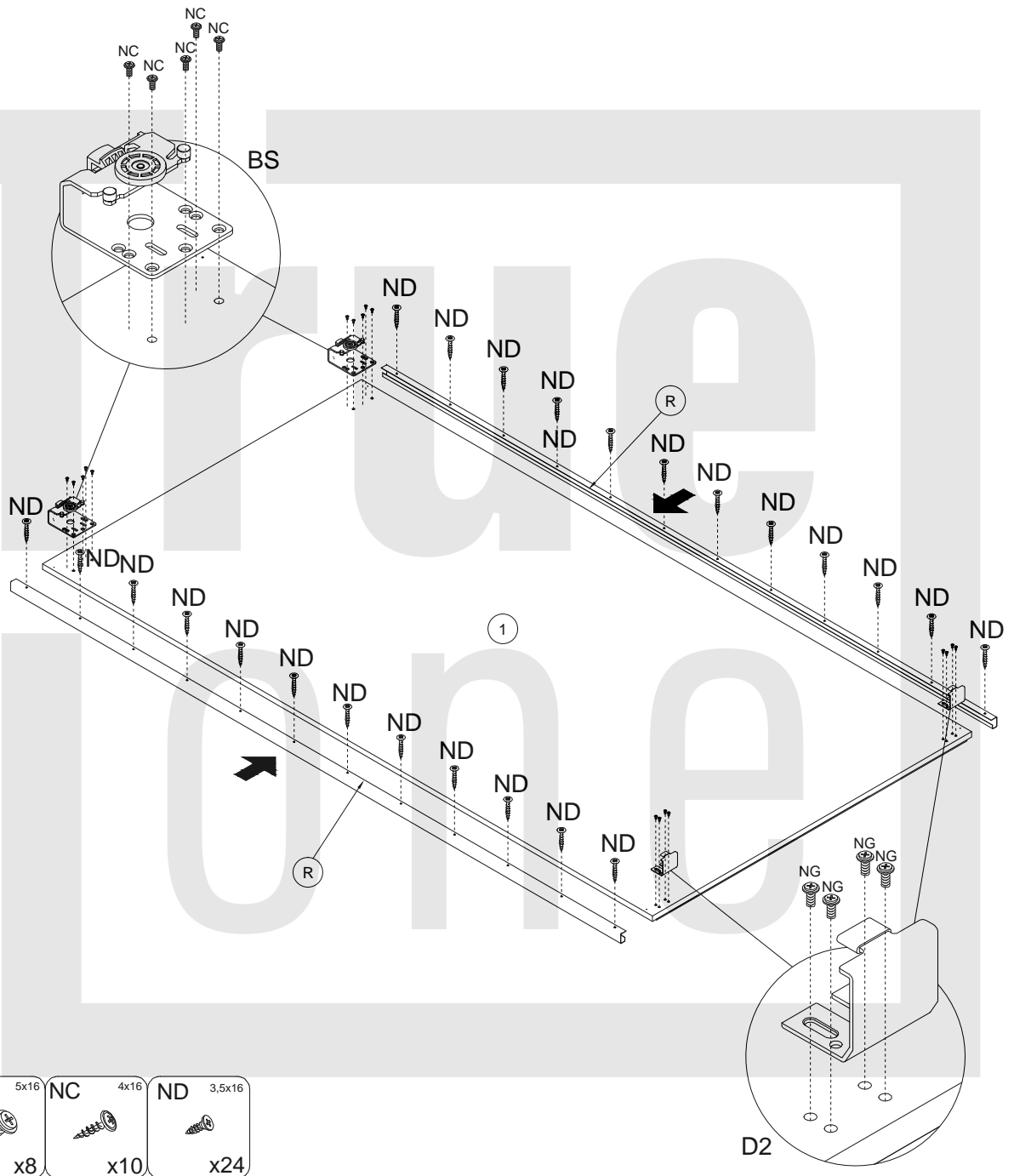
1









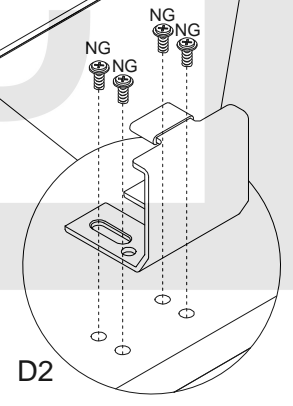
<b>D</b>  x2	<b>AS</b>  x1	<b>M4</b>  x2	<b>C</b> 4x12  x2	<b>M</b> 3,9x25  x2	<b>HM</b>  x2	
<b>BS</b>  x2	<b>D2</b>  x2	<b>R</b>  x3	<b>NG</b> 5x16  x16	<b>NC</b> 4x16  x20	<b>ND</b> 3,5x16  x48	
					<b>RK</b>  x1	<b>ASG</b>  x1

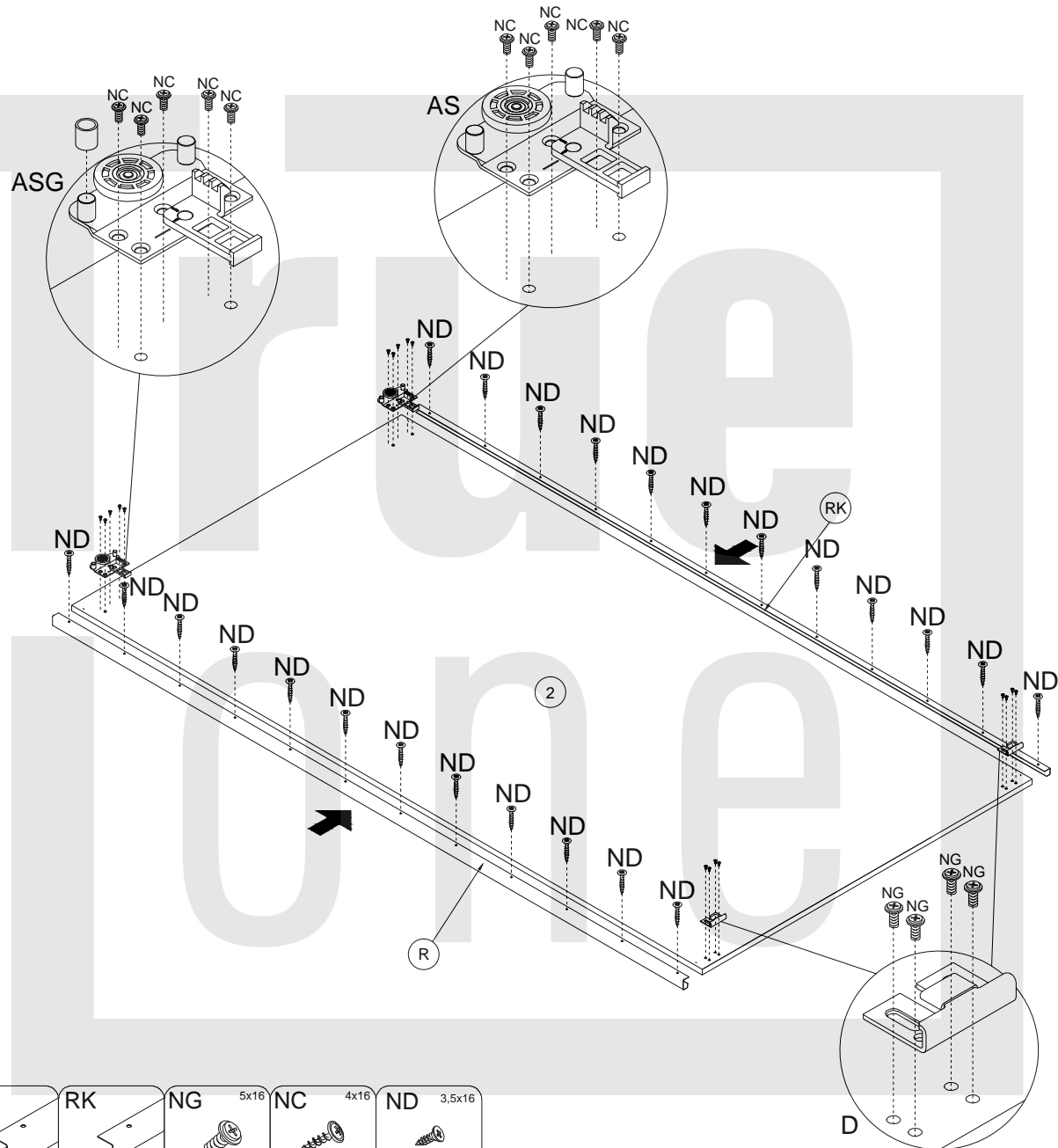


2

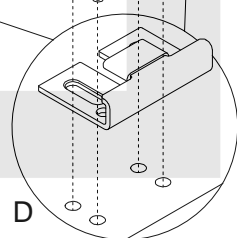


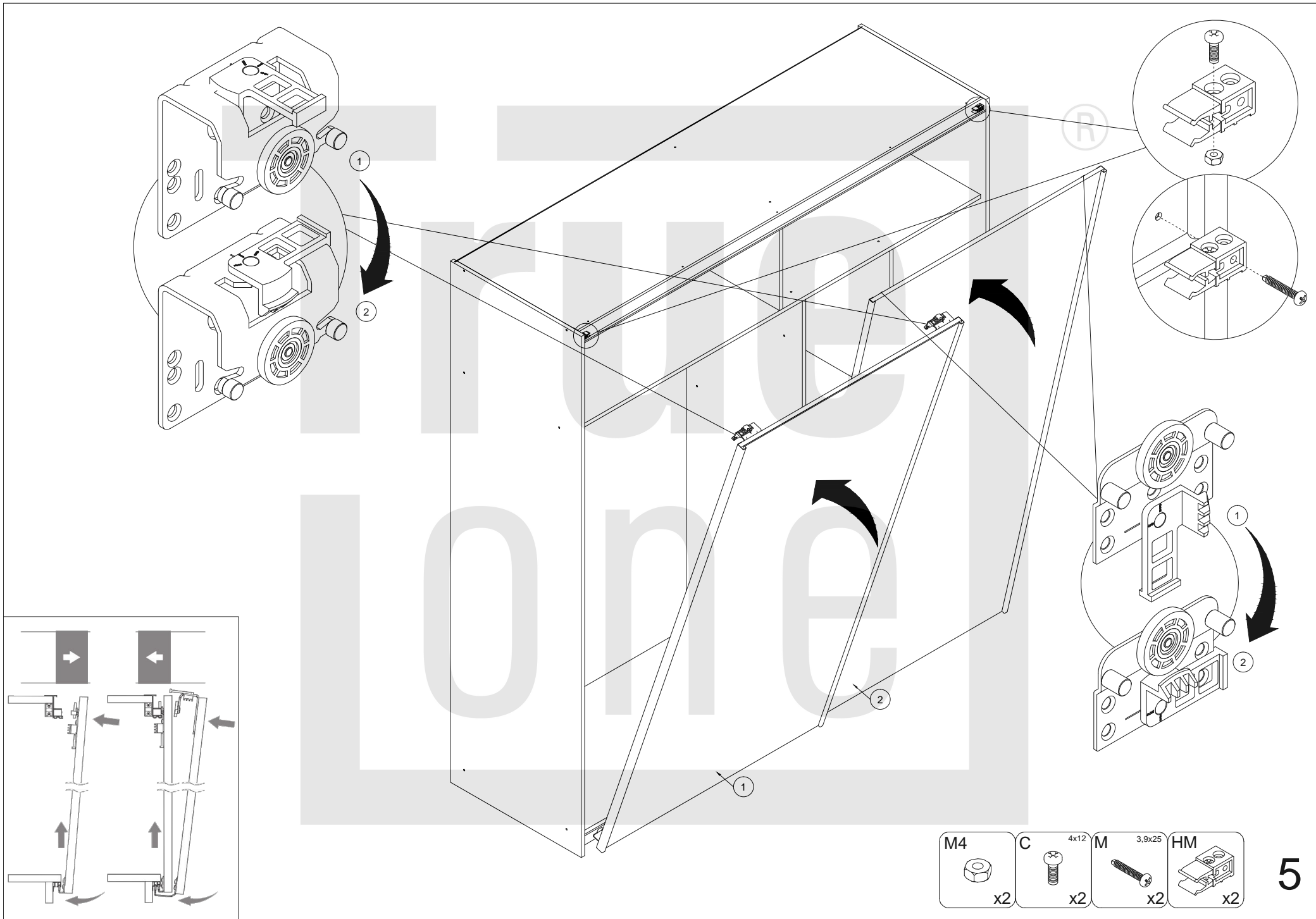
- |  |  |   |   |  |  |
|--|--|---|---|--|--|
| <b>BS</b><br><br>x2 | <b>D2</b><br><br>x2 | <b>R</b><br><br>x2 | <b>NG</b> 5x16<br><br>x8 | <b>NC</b> 4x16<br><br>x10 | <b>ND</b> 3,5x16<br><br>x24 |
|--|--|---|---|--|--|









- |              |               |                |              |               |                    |                    |                      |
|--------------|---------------|----------------|--------------|---------------|--------------------|--------------------|----------------------|
| <b>D</b><br> | <b>AS</b><br> | <b>ASG</b><br> | <b>R</b><br> | <b>RK</b><br> | <b>NG</b> 5x16<br> | <b>NC</b> 4x16<br> | <b>ND</b> 3,5x16<br> |
| x2           | x1            | x1             | x1           | x1            | x8                 | x10                | x24                  |





- |   |   |   |   |
|---|---|---|---|
| M4  | C 4x12  | M 3,9x25  | HM  |
|  |  |  |  |
| x2  | x2  | x2  | x2  |