


VIK - 02
VIKI - PÓŁKA
 →100+30↘22



x 4
 (a)


x 3
 (b)

x 3
 (c)

x 4
 (3,5x16)
 (d)

x 2
 (e)

x 1
 (f)

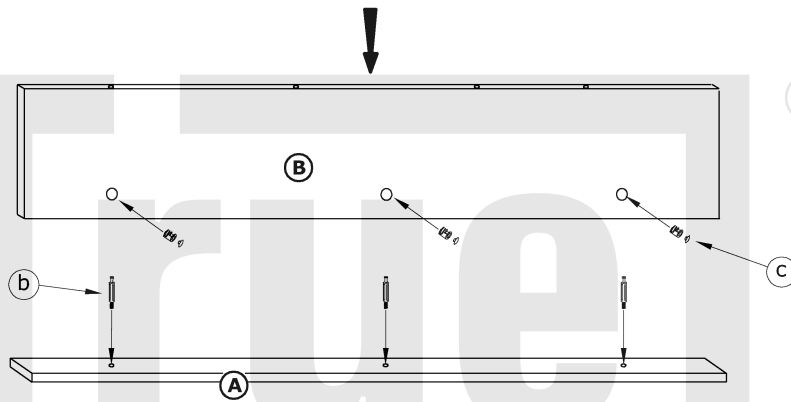


① - FAZY MONTAŻU

Ⓐ - OZNACZENIE ELEMENTÓW

Ⓐ - OZNACZENIE AKCESORIÓW

①



②

