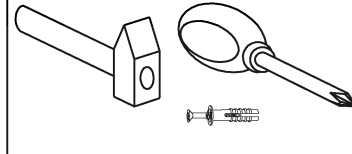
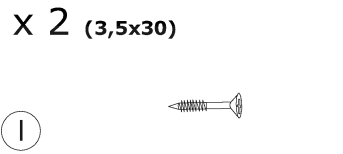
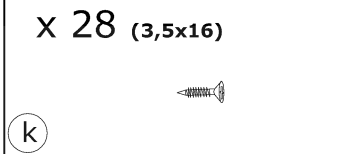
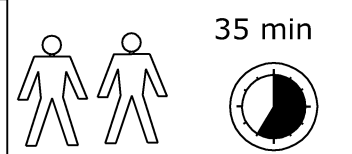
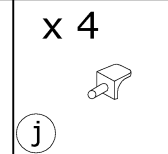
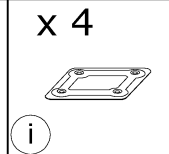

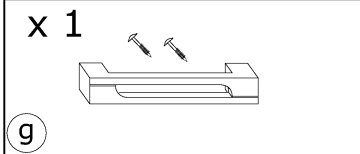
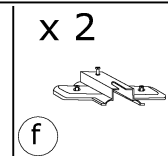
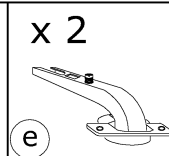
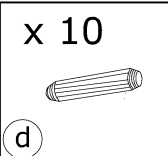
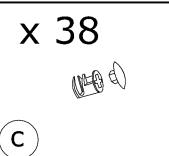
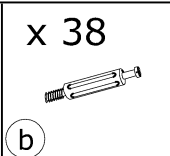
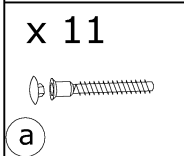
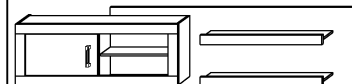




# VRN-07 VERIN - SZAFKA WISZĄCA 1DP

→ 240/260/270 ↑ 58 ↘ 34



① - FAZY MONTAŻU

Ⓐ - OZNACZENIE ELEMENTÓW

Ⓐ - OZNACZENIE AKCESORIÓW

