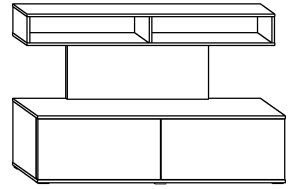




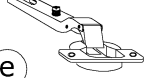

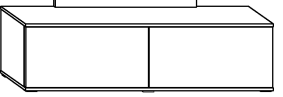
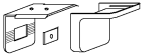

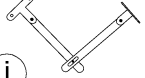















REX

→ 140 + 940 \ 36







x 6  a	x 20  b	x 12  c	x 12  d	x 4  e	x 4  f	
x 2 kpl.  g	x 6  h	x 2  i	x 2  j	x 2  k	x 2  l	 40 min 
x 28 (3,5x16)  m	x 12 (4x20)  n	x 4 (6,2x13)  o	x 80  p	x 1  r		

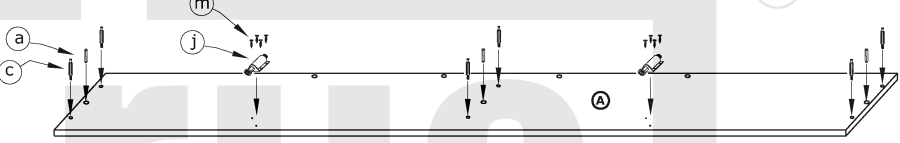
1 - FAZY MONTAŻU

A - OZNACZENIE ELEMENTÓW


a - OZNACZENIE AKCESORIÓW

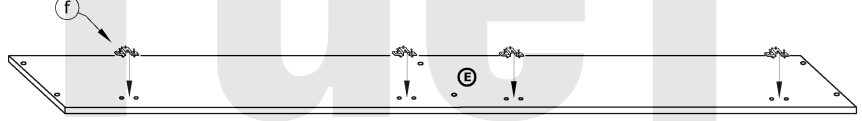
1

x 3  a	x 6  c
x 2  j	x 8 (3,5x16)  m





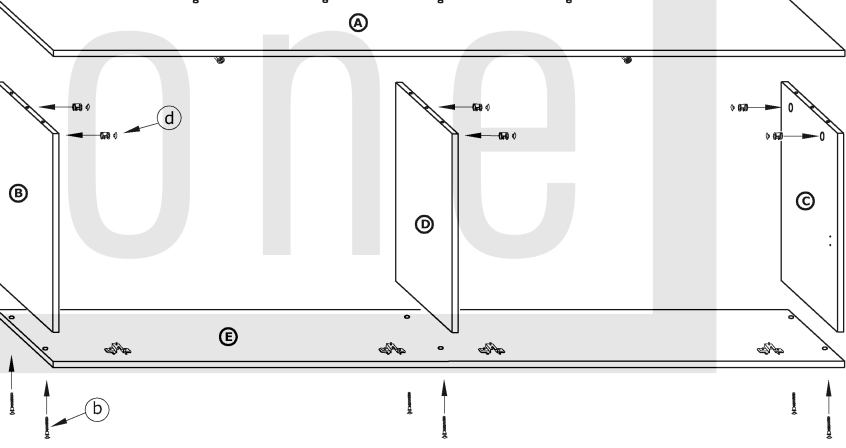
2

x 4  f
--





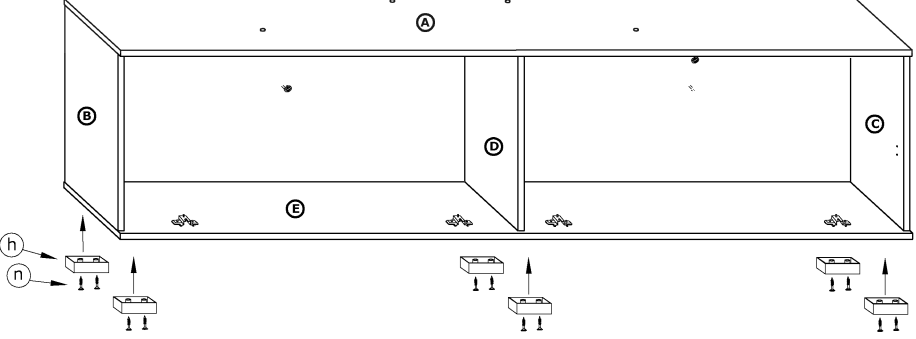
3

x 6  b	x 6  d
---	---







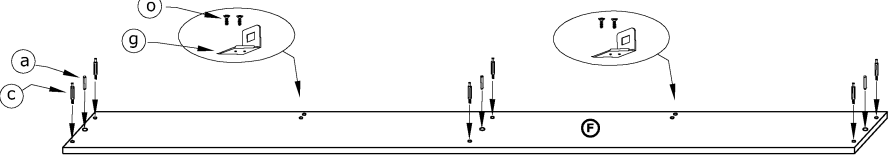
4

x 6  h	x 12 (4x20)  n
---	--





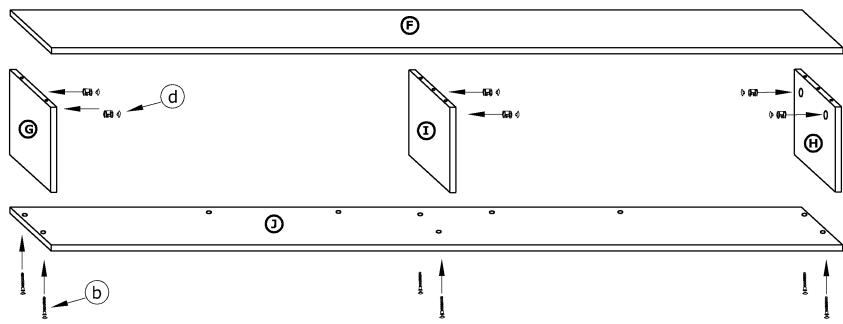
5

x 3  a	x 6  c
x 2  g	x 4 (6,2x13)  o




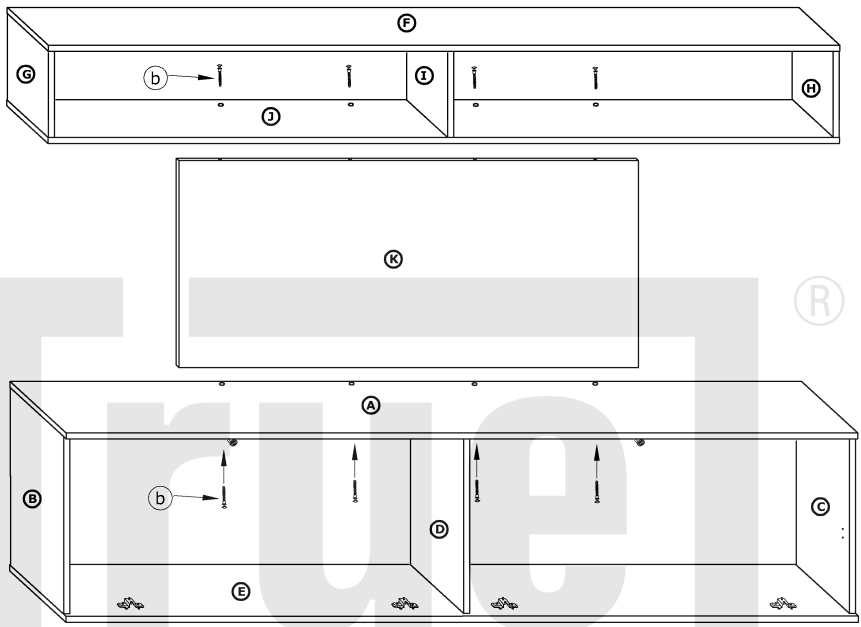
6

- x 6 
- x 6 







7

- x 8 



8

- x 4 
- x 2 
- x 2 
- x 20 (3,5x16) 
- x 80 