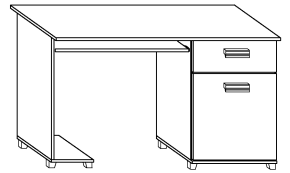


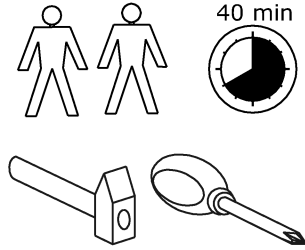


SOL-01 BIURKO

→ 120 ↑ 75 ↘ 55



x 14 	x 6 	x 6 	x 2 	x 2 	x 2 	
x 2 	x 4 	x 42 (3,5x16) 	x 4 (3,5x30) 	x 80 	x 1 	
x 2 kpl. (350 mm) 	x 7 					

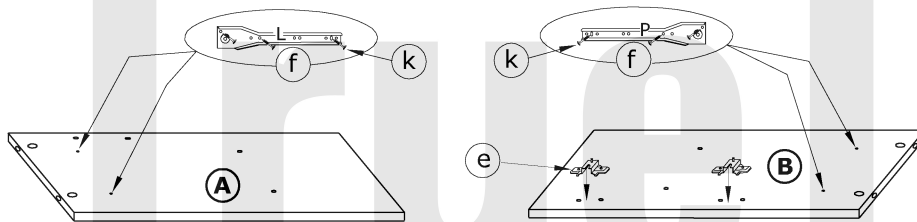


1 - FAZY MONTAŻU

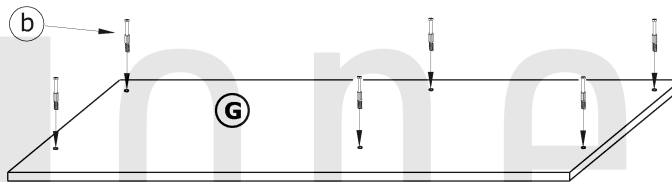
A - OZNACZENIE ELEMENTÓW

a - OZNACZENIE AKCESORIÓW

1



2



3

